



Homebuyer payment guide

Complete your earnest money payment from the convenience of your own home.

You will receive an email requesting you to complete your earnest money deposit. Click 'Pay earnest money' to continue.

Create your account

Example 1

- Enter your email address and click 'Continue.'
- Earnnest will email you a one-time-use verification code. Enter the code and click 'Continue.'

Example 2

- Provide the information needed and create your Earnnest account.

ERNN

EARNNEST

Email address
johnsmythe@email.com

A one time code will be sent to this email address

New to Earnnest?
We'll guide you through account set up.

Continue

Earnnest sign in screen

ERNN

New Earnnest account

Let's get you setup with an Earnnest account. First, tell us a little bit about yourself.

First name
John

Last name
Smythe

Email address
johnsmythe@email.com

Verified
Phone number
555-555-5555

Must be able to receive SMS messages

By clicking "Create" you agree to Earnnest's [Terms and Conditions](#) and [Privacy Policy](#).

Create

Creating your Earnnest account

Review payment details

Example 3

- Verify all the information shown is correct then click 'This is correct.'
- If there are any errors, contact your real estate agent who will issue a corrected request.

Confirm identity and payment account

Example 4

- Next click 'Confirm identity.'
- Complete the form with your information. Then select 'Submit.'

ERNN

EARNNEST

Review earnest money details

If this information is not correct please contact Your Agent and ask for an updated payment request.

Property	123 Main Street, Hometown SC 29601
Escrow Holder	Demo Law Firm
Earnest Money	\$3,000

THIS IS CORRECT

Review earnest money details

ERNN

EARNNEST

123 Main Street, Hometown SC
29601

Buyer	John Smythe
Escrow Holder	Demo Law Firm
Earnest Money	\$3,000
Processing fee	\$15
Total Amount	\$3,015

CONFIRM IDENTITY
We'll walk you through confirming your identity.

VERIFY BANK ACCOUNT
We use Plaid to instantly verify your bank account.

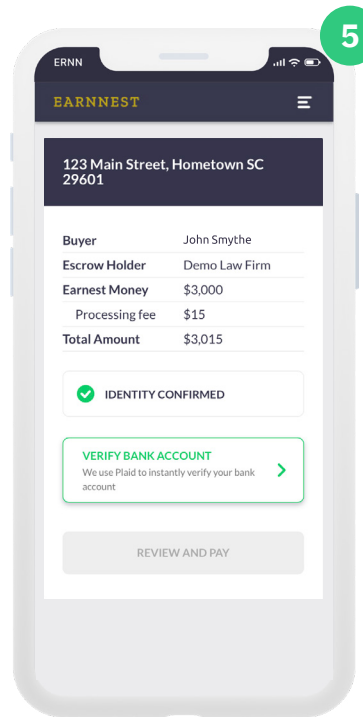
Confirm your identity

Example 5

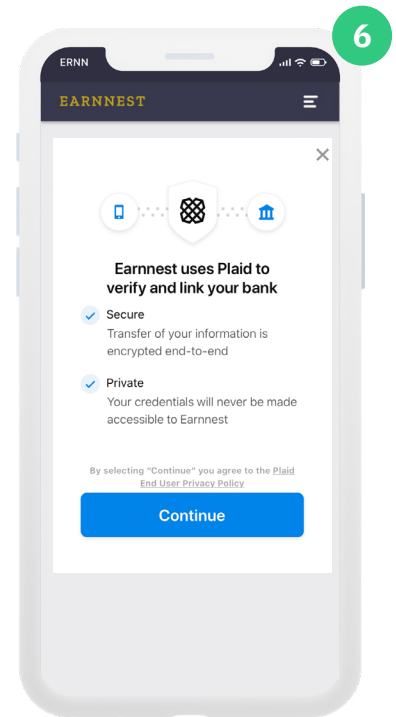
- Next you will verify your bank account.
- Click ‘Verify bank account.’

Example 6

- Earnnest uses Plaid to verify and link your bank. This process is both secure and private. Click ‘Use Plaid’ and then ‘Continue.’
- Select your bank or use the search bar to locate your bank.
- Establish a secure, temporary connection to your bank by logging in with your banking credentials.
- Select the account from which to pay your earnest money and click ‘Continue.’



Verify your bank account



Plaid provides a secure, private connection to your bank

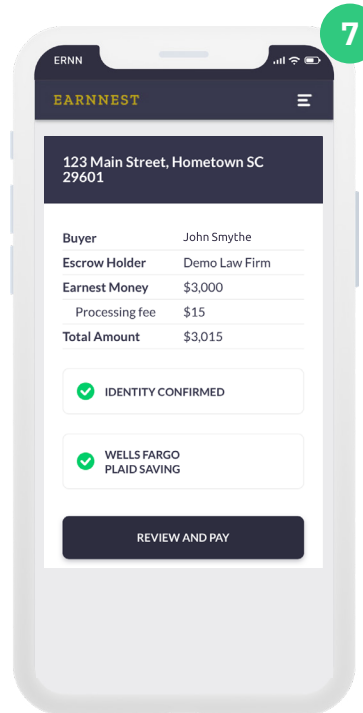
Review and complete your payment

Example 7

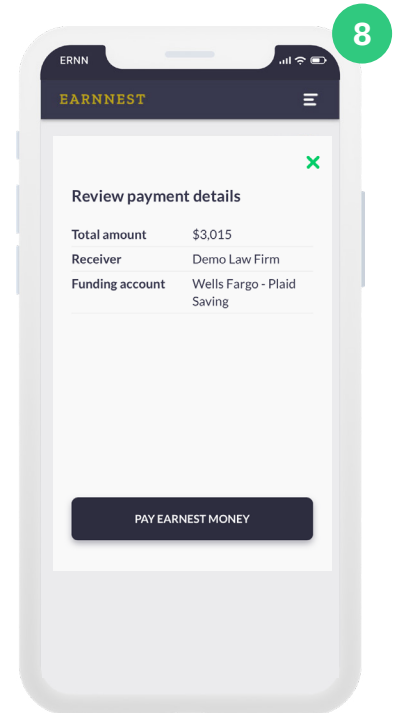
- Click ‘Review and pay’ after checking that all your details are accurate.

Example 8

- When you are ready, click ‘Pay earnest money.’
- And that’s it. Congratulations! You’ve paid your earnest money.



Review details for accuracy



Complete your payment

Troubleshooting & Support

Browse our Help Center

(www.earnnest.com/knowledge) for answers to questions. You can also email us at support@earnnest.com, chat with us at www.earnnest.com, or call us Mon-Fri 8am-8pm EST toll-free 1-888-870-2336

